

UPENDER TANEJA ASSOCIATES

CHARTERED ACCOUNTANTS



P-93, LGF, Chitranjan Park, New Delhi 110019.
Ph : 26275453, Email : utaneja@gmail.com, Website: utanejaca.com

AUDITORS' REPORT

To the members of **The Centre for Development and Population Activities**,

We have audited the attached Balance Sheet of **The Centre for Development and Population Activities**, New Delhi, as at March 31, 2012 and also the Income and Expenditure Account for the year ended on that date annexed thereto. These financial statements are the responsibility of the management. Our responsibility is to express an opinion on these financial statements based on our audit.

We conducted our audit in accordance with auditing standards generally accepted in India. Those Standards require that we plan and perform the audit to obtain reasonable assurance about whether the financial statements are free of material misstatement. An audit includes examining, on a test basis, evidence supporting the amounts and disclosures in the financial statements. An audit also includes assessing the accounting principles used and significant estimates made by management, as well as evaluating the overall financial statement presentation. We believe that our audit provides a reasonable basis for our opinion and we report that:

- (i) We have obtained all the information and explanations, which to the best of our knowledge and belief were necessary for the purposes of our audit;
- (ii) In our opinion, proper books of account as required by law have been kept and maintained by the society so far as appears from our examination of the books;
- (iii) The Balance Sheet and the Income and Expenditure Account dealt with by this report are in agreement with the books of accounts; and
- (iv) In our opinion and to the best of our information and according to the explanations given to us, the Accounts give true and fair view:
 - a) in the case of Balance Sheet of the state of affairs of the society as at March 31, 2012 and
 - b) in the case of Income and Expenditure Account, of the surplus of the society for the year ended on that date.

Place:- New Delhi

Date:- This 26th Day of Sept / 2012

For Upender Taneja Associates
Chartered Accountants
Firm Registration No - 011578N
NEW DELHI
Upender Taneja
Proprietor
M.No. 090109

THE CENTRE FOR DEVELOPMENT AND POPULATION ACTIVITIES
C-1, HAUZ KHAS, NEW DELHI - 110 016
BALANCE SHEET AS AT MARCH 31, 2012

PARTICULARS	Sch. No.	As At March 31, 2012		As At March 31, 2011	
		Amount (Rs.)	Amount (Rs.)	Amount (Rs.)	Amount (Rs.)
SOURCES OF FUNDS					
General Reserve Fund					
Opening Balance		57,33,098.47		53,11,328.98	
Less: Transferred to Designated Fund		-		(24,99,473.00)	
Add: Excess of income over Expenditure		86,72,914.76	1,44,06,013.23	29,21,242.49	57,33,098.47
Designated Fund	1		3,07,953.00		4,50,735.00
Restricted Funds					
Grants & Contributions	2		2,72,12,265.31		3,70,24,520.32
Current Liabilities & Provisions					
Sundry Creditors	4	41,35,419.00		-	
Expenses Payable		1,76,460.00		21,156.00	
Provisions		23,70,677.00	66,82,556.00	-	21,156.00
TOTAL			4,86,08,787.54		4,32,29,509.79
APPLICATION OF FUNDS					
Fixed Assets					
Gross Block	3	35,29,519.00		32,32,351.00	
Less: Accumulated Depreciation		16,20,083.00		9,26,997.00	
Net Block			19,09,436.00		23,05,354.00
Current Assets					
Grants & Contributions	2	59,22,467.55		30,94,146.58	
Other Current Assets	5	7,89,012.69	67,11,480.24	6,13,976.40	37,08,122.98
Cash and Bank Balances					
Cash in hand		85,217.00		42,643.00	
Bank Balances	6	3,84,08,930.30	3,84,94,147.30	3,68,74,191.91	3,69,16,834.91
Advances recoverable in cash or in kind or for value to be received					
	7		14,93,724.00		2,99,197.90
TOTAL			4,86,08,787.54		4,32,29,509.79
Accounting Policies and Notes to Accounts	9				

As per my audit report of even date attached

For Upendar Taneja Associates
Chartered Accountants
Firm Registration No - 011578N

Upendar Taneja
Proprietor
M.No.- 090109



For The Centre for Development and Population Activities

Dr. Aparajita Gogoi
Executive Director

Place : New Delhi
Date : This 24th day of September 2012

THE CENTRE FOR DEVELOPMENT AND POPULATION ACTIVITIES
C-1, HAUZ KHAS, NEW DELHI - 110 016
INCOME AND EXPENDITURE ACCOUNT
FOR THE YEAR ENDED MARCH 31, 2012

PARTICULARS	Sch No.	Year ended March 31, 2012 Amount (Rs.)	Year ended March 31, 2011 Amount (Rs.)
INCOME			
Income from Programs	2	6,39,85,295.71	3,47,81,345.32
Interest income		34,35,366.55	10,95,052.45
Miscellaneous Income		-	71,032.00
Appropriation from Designated Fund	1	2,78,545.00	28,50,423.00
TOTAL		6,76,99,207.26	3,87,97,852.77
EXPENDITURE			
Communication Expenses	8	9,61,470.00	22,49,602.75
Consultancy Expenses		1,11,50,350.00	8,10,964.00
Establishment Expenses		54,26,044.24	4,03,380.10
Information Dissemination Expenses		30,01,118.00	51,76,338.00
Salaries and Benefits		2,33,00,378.00	41,98,871.00
Subgrant expenses		34,93,125.00	1,69,58,151.00
Travel Expenses		73,41,456.00	6,43,626.67
Workshop & Seminar Expenses		43,52,351.26	54,35,676.76
		5,90,26,292.50	3,58,76,610.28
Excess of Income over Expenditure transferred to General Reserve Fund		86,72,914.76	29,21,242.49
TOTAL		6,76,99,207.26	3,87,97,852.77

As per my audit report of even date attached

For Upender Taneja Associates
Chartered Accountants
Firm Registration No. 041578N

Upender Taneja
Proprietor
M.No.- 090109



For The Centre for Development and Population Activities

Dr. Aparajita Gogoi
Executive Director

Place : New Delhi
Date : This 24 day of September 2012


THE CENTRE FOR DEVELOPMENT AND POPULATION ACTIVITIES
C-1, HAUZ KHAS, NEW DELHI - 110 016
RECEIPT AND PAYMENT ACCOUNT
FOR THE YEAR ENDED MARCH 31, 2012

RECEIPTS	Amount (Rs.)	PAYMENTS	Amount (Rs.)
OPENING BALANCE		PAYMENTS	
Cash in Hand	42,643.00	Workshop & Seminar Expenses	40,65,529.26
Balance with HDFC Bank Ltd.		Subgrant expenses	31,94,495.00
---in Fixed Deposit Account	3,25,00,000.00	Information Dissemination Expenses	16,03,721.00
---in Designated Savings Bank Account (FCRA)	18,07,747.01	Travel Expenses	72,50,039.00
---in Other Savings Bank Account	25,66,444.90	Consultancy Expenses	93,50,036.00
GRANTS RECEIVED FROM		Personnel Expenses	2,08,56,652.00
The Centre for Development and Population Activities	2,47,81,746.44	Communication Expenses	8,94,094.00
Engenderhealth	29,93,694.00	Establishment Expenses	44,16,523.24
White Ribbon Alliance	1,28,76,510.29	Computers and other office equipments	2,97,168.00
Indian Institute of Management (IIM)	2,86,643.00	Travel & other advances	15,13,285.00
United Nations Population Fund	95,55,211.00	Tax Deducted at Source on Interest	3,13,507.16
Unnati Foundation	2,19,938.00	Previous years liability paid	25,26,064.00
The United Nations Children's Fund	8,52,362.00	Grant refunded to Population Foundation of India	1,17,595.00
OTHER RECEIPTS		Security Deposit (Electricity)	9,600.00
Last years advances recovered	28,04,105.90	CLOSING BALANCE	
Interest from HDFC Bank	36,04,010.42	Cash in Hand	85,217.00
Refund of Security Deposit	11,400.00	Balance with HDFC Bank Ltd.	
		---in Fixed Deposit Account	3,36,52,305.29
		---in Designated Savings Bank Account (FCRA)	9,50,711.47
		---in Other Savings Bank Account	38,05,913.54
TOTAL	9,49,02,455.96		9,49,02,455.96

As per my audit report of even date attached

For Upender Taneja Associates
Chartered Accountants
Firm Registration No - 011578N

Upender Taneja
Proprietor
M.No.- 090109



For The Centre for Development and Population Activities

Dr. Aparajita Gogoi
Executive Director

Place : New Delhi
Date : This 24th day of September 2012

THE CENTRE FOR DEVELOPMENT AND POPULATION ACTIVITIES
SCHEDULES FORMING PART OF THE BALANCE SHEET

SCHEDULE 1 - DESIGNATED FUNDS

Particular	As At 31-03-2012		As At 31-03-2011	
	Amount (Rs.)		Amount (Rs.)	
DEFERRED REVENUE FUND - Assets under projects				
Opening Balance	4,50,735.00		3,78,485.00	
Add: Additions during the year	1,35,763.00		4,23,200.00	
Less: Utilized during the year	(2,78,545.00)	3,07,953.00	(3,50,950.00)	4,50,735.00
CEDPA India-Women's Empowerment and Training Fund (C-WET FUND)				
Add: Transferred from General Re	-		24,99,473.00	
Less: Utilized during the year	-	-	(24,99,473.00)	-
Total		3,07,953.00		4,50,735.00

SCHEDULE 2 - RESTRICTED FUNDS - GRANTS AND CONTRIBUTIONS

Programs	Opening Balance	Received during the year	Avalied/utlized during the year		Closing Balance
			against Income	against Assets	
GENDER AND GOVERNANCE	2,07,56,013.28	2,19,938.00	68,80,211.00	-	1,40,95,740.28
REPRODUCTIVE HEALTH & HIV/AIDS	15,70,500.42	2,92,53,746.15	3,22,62,578.26	85,563.00	(15,23,894.69)
GIRLS EDUCATION AND YOUTH DEVELOPMENT	1,16,03,860.04	2,20,06,798.58	2,48,42,506.45	50,200.00	87,17,952.17
TOTAL	3,39,30,373.74	5,14,80,482.73	6,39,85,295.71	1,35,763.00	2,12,89,797.76

RESTRICTED FUNDS - GRANTS AND CONTRIBUTIONS	3,70,24,520.32				2,72,12,265.31
CURRENT ASSETS - GRANTS AND CONTRIBUTIONS	(30,94,146.58)				(59,22,467.55)

For Upender Taneja Associates
Chartered Accountants
Firm Registration No. 011576A

For The Centre for Development and Population Activities



Upender Taneja
Proprietor
M.No.- 090109

Dr. Aparajita Gogoi
Executive Director

Place : New Delhi

Date : This 24th day of September 2012

**THE CENTRE FOR DEVELOPMENT AND POPULATION ACTIVITIES
SCHEDULES FORMING PART OF THE BALANCE SHEET**

SCHEDULE 3 - SCHEDULE OF FIXED ASSETS

A- Fixed Assets


PARTICULARS	GROSS BLOCK		DEPRECIATION		NET BLOCK	
	As at 01-04-2011	As at 31.03.2012	As at 01-04-2011	As at 31.03.2012	At at 31.03.2012	As at 31.03.2011
	Additions		Depreciation			
Information Technology (IT)	3,44,399.00	4,06,369.00	1,39,663.00	1,58,342.00	2,98,005.00	2,04,736.00
Office Equipment	8,59,756.00	9,59,191.00	93,353.00	1,28,504.00	2,21,857.00	7,66,403.00
Furniture & Fixtures	1,00,440.00	1,00,440.00	5,025.00	9,546.00	14,571.00	95,415.00
Vehicle	9,24,900.00	9,24,900.00	1,37,243.00	1,18,149.00	2,55,392.00	7,87,657.00
Donated Assets	408.00	408.00	-	-	408.00	408.00
TOTAL	22,29,903.00	23,91,308.00	3,75,284.00	4,14,541.00	7,89,825.00	18,54,619.00

B - Assets acquired under Programs/ Deferred Revenue Fund

PARTICULARS	GROSS BLOCK		DEPRECIATION		NET BLOCK	
	As at 01-04-2011	As at 31.03.2012	As at 01-04-2011	As at 31.03.2012	At at 31.03.2012	As at 31.03.2011
	Additions		Depreciation			
Information Technology (IT)	8,23,132.00	9,47,095.00	5,02,058.00	2,53,122.00	7,55,180.00	3,21,074.00
Office Equipment	1,79,316.00	1,91,116.00	49,655.00	25,423.00	75,078.00	1,29,661.00
TOTAL	10,02,448.00	11,38,211.00	5,51,713.00	2,78,545.00	8,30,258.00	4,50,735.00
GRAND TOTAL	32,32,351.00	2,97,168.00	9,26,997.00	6,93,086.00	16,20,083.00	23,05,354.00

As per my audit report of even date attached

For Upender Taneja Associates
Chartered Accountants
Firm Registration No - 011578N



Upender Taneja
Upender Taneja
Proprietor
M.No. - 090109

For The Centre for Development and Population Activities

Aparajita Gogoi
Dr. Aparajita Gogoi
Executive Director

Place : New Delhi
Date : This 24 day of September 2012

THE CENTRE FOR DEVELOPMENT AND POPULATION ACTIVITIES
SCHEDULES FORMING PART OF THE BALANCE SHEET

SCHEDULE 4 - CURRENT LIABILITIES AND PROVISIONS

Particular	As At 31-03-2012	As At 31-03-2011
SUNDERY CREDITORS	41,35,419.00	
EXPENSES PAYABLE	1,76,460.00	21,156.00
PROVISIONS	23,70,677.00	
Total	66,82,556.00	21,156.00

SCHEDULE 5 - OTHER CURRENT ASSETS

Particular	As At 31-03-2012	As At 31-03-2011
OFFICE RELATED DEPOSITS	25,100.00	26,900.00
ACCRUED INCOME	3,62,976.48	4,99,647.35
TAX RECEIVABLES	4,00,936.21	87,429.05
Total	7,89,012.69	6,13,976.40


SCHEDULE 6- BANK BALANCES

Particular	As At 31-03-2012	As At 31-03-2011
FCRA BANK ACCOUNT	9,50,711.47	18,07,747.01
OTHER BANK ACCOUNT	38,05,913.54	25,66,444.90
FIXED DEPOSIT WITH BANK	3,36,52,305.29	3,25,00,000.00
Total	3,84,08,930.30	3,68,74,191.91

For Upender Taneja Associates
Chartered Accountants
Firm Registration No. 011578N

For The Centre for Development and Population Activities

Upender Taneja
Proprietor
M.No.- 090109



Dr. Aparajita Gogoi
Executive Director

Place : New Delhi
Date : This 24 day of September 2012

**THE CENTRE FOR DEVELOPMENT AND POPULATION ACTIVITIES
SCHEDULES FORMING PART OF THE BALANCE SHEET**

SCHEDULE 7 - ADVANCES RECOVERABLE IN CASH OR IN KIND OR FOR VALUE TO BE RECEIVED

Particular	As At 31-03-2012	As At 31-03-2011
PROGRAM PARTNERS	10,55,665.00	1,71,555.00
SERVICE PROVIDERS	2,69,907.00	91,898.00
TRAVEL & OTHER OFFICE ADVANCES TO STAFF	1,68,152.00	35,744.90
Total	14,93,724.00	2,99,197.90

SCHEDULE 8 - BREAKUP OF EXPENDITURE UNDER PROGRAMS


(As at 31-03- 2012)

Natural Heads of Accounts	Gender and Governance	Reproductive Health and HIV/AIDS	Girls Education and Youth Development	Admin & Support	Total
Communication Expenses	69,441.00	4,09,701.00	4,26,292.00	56,036.00	9,61,470.00
Consultancy Expenses	7,52,611.00	69,95,872.00	32,85,440.00	1,16,427.00	1,11,50,350.00
Establishment Expenses	4,13,489.00	25,28,219.00	14,58,112.00	10,26,224.24	54,26,044.24
Information Dissemination Expenses	7,598.00	12,45,094.00	16,85,654.00	62,772.00	30,01,118.00
Salaries and Benefits	17,53,976.00	93,98,556.00	1,01,92,895.00	19,54,951.00	2,33,00,378.00
Subgrant expenses	18,04,972.00	12,43,653.00	4,44,500.00	-	34,93,125.00
Travel Expenses	5,41,510.00	27,46,141.00	36,18,671.00	4,35,134.00	73,41,456.00
Workshop & Seminar Expenses	94,118.00	25,64,060.00	16,30,279.00	63,894.26	43,52,351.26
TOTAL	54,37,715.00	2,71,31,296.00	2,27,41,843.00	37,15,438.50	5,90,26,292.50

For Upender Taneja Associates
Chartered Accountants
Firm Registration No - 011578N

For The Centre for Development and Population Activities

Upender Taneja
Proprietor
M.No.- 090109



Dr. Aparajita Gogoi
Executive Director

Place : New Delhi

Date : This 21st day of September 2012

THE CENTRE FOR DEVELOPMENT AND POPULATION ACTIVITIES

SCHEDULE FORMING PART OF THE BALANCE SHEET SCHEDULE – 9

SIGNIFICANT ACCOUNTING POLICIES AND NOTES TO ACCOUNTS

1 Organisation

The Centre for Development and Population Activities (CEDPA India) is registered as a society under the Societies Registration Act 1860 vide registration number S - 42102 of 2002; under section 12 A of the Income Tax Act vide number DIT (E)/2002-03/T-830/03/1415 dated January 23, 2004 w.e.f. November 01, 2003; under section 80 G of the Income Tax Act vide number – F.No.DIT(E)/80G/2012-13/T-830/5702 dated 27/03/2012 w .e.f.A.Y.2012-13; under the Foreign Contribution Regulations Act, 1976 vide registration number 231661003; and having PAN AAATT6660R and TAN - DELT04972C.

CEDPA India works hand-in-hand with women leaders, local partners and national and international organizations to give women the tools they need to improve their lives, families and communities. CEDPA India's approach to ensuring lasting change within communities involves three interrelated strategies: Reproductive health, Gender and Governance and youth development. The organization builds women leaders to take on progressive roles in development. CEDPA India's training programs help women identify and hone their skills, and build core competencies.

Further, CEDPA India supports community based organizations and provides them with the technical assistance to initiate and sustain change. The goal is to help build sustainable organizations and networks that can respond most effectively and responsibly to community needs over time. CEDPA India also helps women mobilize - by bringing together women and diverse stakeholders on a common platform and working with them in sustained advocacy efforts for social and policy change.

2 Basis of Presentation

All the figures reported in the Financial Statements are in Indian Rupees. CEDPA India has followed generally accepted accounting standards and principles and the accounts have been prepared on going concern basis under historical cost convention and on an accrual system.

3 Restricted Funds (Grants & Contributions)

Restricted funds are funds whose use has been limited by donors for a specific time and / or for a specific purpose. Funds received are initially treated as a liability and on satisfaction of the conditions governing each grant, in the case of revenues or expenses, are transferred to the Income and Expenditure Account on the basis of utilization during the year, and in the case of assets acquired, are transferred to the Deferred Revenue Fund during the year. Grants and contribution shown under the "Current Assets" represents receivable of funds due to utilization of funds in excess of the fund received against the particular project/program.

4 Designated Funds

Designated funds are those funds, which are specifically mandated by applicable law and/or established by CEDPA India for specific purposes. The Funds reported in the Balance Sheet is the Deferred Revenue Fund, which represents net value of assets, acquired using Restricted Funds.



5 Fixed Assets and Depreciation

5.1 Fixed Assets acquired by applying Restricted Funds:

Fixed Assets acquired from Restricted Funds are reported at net book value, i.e. historical costs net of accumulated depreciation and correspondingly reports a Deferred Revenue Fund at net book value. For a better understanding of the operational costs, the use of these assets has been valued at a cost equivalent to depreciation for the year and the same has been reported as expenditure, and the corresponding appropriation from the Deferred Revenue Fund is reported as income in the Income and Expenditure Account.

5.2 Fixed Assets acquired from own sources of funds:

Fixed Assets acquired out of own sources of funds are reported at historical costs. Depreciation is charged at the rates prescribed under the Income Tax Act 1961 on the written down value method is reported in the Balance Sheet. That expenditure which materially increases the useful life of the asset is capitalized. Assets which have fulfilled their useful life are written off at their respective historical costs and the corresponding accumulated depreciation is accordingly adjusted. Gain and/or loss from sale of such assets are taken to the Income and Expenditure Account.

5.3 Fixed Assets received from Donation


Fixed Assets received through donation are recognized at the nominal value. These assets are reported as "Donated Asset" in the schedule of fixed assets and as an addition to the General Reserve Fund. All donations are considered to be available for unrestricted use, unless otherwise specifically provided by the donor

5.4 Depreciation

Depreciation on fixed assets is provided on the written down value method at the rates specified in the Income Tax Act as applicable for the financial year.

Subject to:-

- (i) In respect of additions to the fixed assets, full depreciation is provided on additions over 6 months and at 50% of the rate on additions less than 6 months as on the balance sheet date.
- (ii) No depreciation is provided in the year of disposal of asset
- (iii) Assets acquired during the year costing Rs. 5,000/- or less, as well as existing assets as at April 01 whose written down value is less than Rs.5,000/-, are depreciated fully during the year.
- (iv) No depreciation is provided on donated assets and the same are written off upon discarding, disposal of the same.
- (v) Depreciation on Assets through Restricted Funds is charged by appropriation from the Deferred Revenue Fund and a corresponding credit is made to the Income and Expenditure Account.



6 Accounting of Income and Expenditure

Incomes and expenditures are recognized in accordance with the terms and conditions embodied in respective agreements with donors, vendors and project partners as well as on the basis of reasonably accurate quantification of the amounts that CEDPA India is legally entitled to receive and/or pay, as the case may be.

7 Investments

During the year investment in fixed deposit with the bank are stated at cost and reported in the Balance Sheet under Cash and Bank Balance.

8 Prior Period Items

During the year liability has been provided for gratuity due to staff as at March 31, 2012, calculated as per the provisions of the Payment of Gratuity Act, of Rs.8,88,126/- out of which an amount of Rs.4,17,476/- relates to prior period.

During the year liability has been provided for annual leave due to staff as at March 31, 2012, calculated as per terms of employment contract, of Rs.14,82,551/- out of which an amount of Rs.8,92,762/- relates to prior period.


9 Income and accumulation/set apart of Income as per Income Tax Act 1961

An organization is required to utilize a minimum 85% of its current year's income towards its aims and objectives and is permitted to accumulate/ set apart upto a maximum of 15% of its current year's income to be utilized in future years.

In the event, the organization, for whatever reasons does not meet the requirement of utilizing 85% of its current year's income, then it is permitted to accumulate/set apart the resultant shortfall for a maximum period of five subsequent financial years. If the organization does not utilize the amount so accumulated/set-apart in the subsequent five financial years, then the amount remaining unutilized will be subject to applicable Income Tax.

During the current year CEDPA India has a shortfall in utilization to the tune of Rs, 26,26,003/-, i.e. 4.76% of its current years income, consequently the Governing Body has resolved in its meeting held on July 18, 2012 to accumulate/ set apart the shortfall of Rs. 26,26,003/- i.e 4.76% of its current years income, for utilization within the next five years, on the following purposes:

Purposes	Amount (Rs.)
YouthLIFE: LiFe skills, Information and new technologies, and Education	18,00,000
Integration of HIV and Maternal Health Initiative in India	8,26,003
Amount to be accumulated	26,26,003



Accordingly the cumulative position within the meaning of section 11(2) of the Income Tax Act – 1961 is give below:

Year of accumulation	Amount accumulated	Whether invested in accordance with the provisions of section 11(5)	Purpose of accumulation	Amounts applied during the year 2011-12	Balance amount available for application	Amount deemed to be income within meaning of sub-section (3) of section 11
2010-11	1,70,00,000	Yes	Building Leadership Skills of Women in Bihar for Improved Reproductive Health Outcomes and Reaching out to Youth in Secondary Schools in Bihar with Information and Skills for Improved Health and Well Being	68,48,444	1,01,51,556	NIL
2010-11	56,76,633	Yes	Support for partnership and technical assistance to three state governments on scale-up programs that empower adolescent girls access to reproductive health, education and livelihoods.	51,22,021	5,54,612	NIL
2011-12	18,00,000	Yes	YouthLIFE: LiFe skills, Information and new technologies, and Education	-	18,00,000	NIL
2011-12	8,26,003	Yes	Integration of HIV and Maternal Health Initiative in India	-	8,26,003	NIL
TOTAL	2,53,02,636			1,19,70,465	1,33,32,171	

For Upender Taneja Associates
Chartered Accountants
 Firm Registration No.- 011578N

For The Centre for Development and Population Activities

Upender Taneja
 Proprietor
 M.No.- 90109



Dr. Aparajita Gogoi
 Executive Director

Place : New Delhi
 Date : This 24th day of September 2012